

Welcome to the 2019 SEMA- PRI Speaker Proposal submission site. Below you will find the information needed to submit your proposal for a workshop.

**New this year you can submit proposals for the following 3 events. Please note their respective deadlines and details:**

**2019 SEMA Show Education Days**

- *Show Dates:* November 5-8, 2019
- *Location:* Las Vegas Convention Center, Las Vegas, NV.
- *Audience:* Automotive small business owners, managers and employees.
- *Submission Deadline:* March 1, 2019

**Advanced Engineering Technology Conference (AETC)**

- *Conference Dates:* December 10-11, 2019
- *Location:* Indiana Convention Center, Indianapolis, IN.
- *Audience:* Motorsports engine builders, engineers and manufacturers.
- *Submission Deadline:* April 1, 2019

**PRI Show Education Days**

- *Show Dates:* December 12-14, 2019
  - *Location:* Indiana Convention Center, Indianapolis, IN.
  - *Audience:* Racing owners, managers and employees
  - *Submission Deadline:* April 1, 2019
-

[Click Here](#) to begin.

Click “Create Proposal” to create a login. If you have already created an account, enter your login information in the “Manage Existing Proposal” section. If you are submitting on behalf of a speaker(s), you should create a log in. You will be asked for speaker information later in the process.

**Proposal Requirements:** The following is a list of all of the elements that will be required to successfully complete a submission. *Note: Limit 4 submissions per speaker.*

**Workshop Title:**

- Workshop titles cannot exceed 54 characters (including letters and spaces). Please be certain that an attendee could discern the content from the title.

**Event**

- SEMA Show, PRI Show, AETC


**Seminar Format:**

- Single, Co-Presenter, Panel (maximum 5 in total)

**Description and Details:**

- **Track:** Select the track that best aligns with your topic
- **Duration:** Select 60, or 90 minutes
- **Target Audience:** Who will best benefit from attending your session. For example; job type, industry sector, experience level, etc.
- **Objectives and/or Takeaways:** What will the audience be able to apply to their line of work after attending your seminar.
- **Session Description:** Provide a summary of your session. Cannot exceed 350 characters.

Once all of the above requirements have been filled out. You will see a green checkmark that confirms you’ve completed the section.



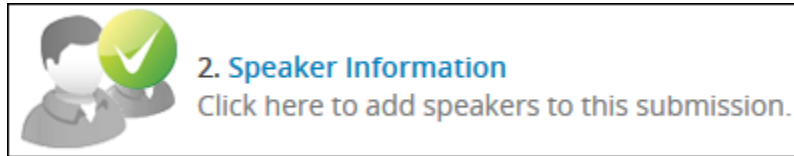
**1. Description and Details**  
Click here to enter the description and additional information.

**Note: After completed you can make edits to the Description and Details by clicking on it.**

**Speaker Information:**

- **Single Speaker-** Edit existing profile created. Click the *Speaker Name* to add bio, headshot, and to confirm contact information.
- **Co-Presenter-** Click the *green plus* icon to add the co-presenter. Click the *Speaker Name* to add bio, headshot, and to confirm contact information.
- **Panel –** Click the *green plus* icon to add the remaining members to the panel. Click the *Speaker Name* to add bio, headshot, and to confirm contact information.

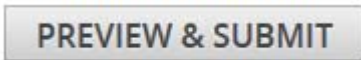
Once all of the above requirements have been filled out. You will see a green checkmark that confirms you've completed the section.



**Note: After completed you can make edits to the Speaker Information section by clicking on it.**

### **Submit Your Proposal:**

- Once all tasks are complete, click PREVIEW & SUBMIT to finalize your nomination



---

#### **Technical Support**

**Hours:** 9 – 6 ET, Mon - Fri

**Phone: (Direct)** (410) 638-9239

**Phone: (Toll Free)** (877) 426-6323

**Email:** [Help@ConferenceAbstracts.com](mailto:Help@ConferenceAbstracts.com)

**Web:** [www.ConferenceAbstracts.com](http://www.ConferenceAbstracts.com)

#### **Questions or Concerns**

**Zane Clark, Senior Director of Education**

**Hours:** 9 – 5 PST, Mon - Fri

**Phone:** 909-978-6743

**Email:** [ZaneC@sema.org](mailto:ZaneC@sema.org)

Good luck with your submission, and thank you for your interest in being a 2018 SEMA Show Education Days Speaker!