

2026 Submission Instructions with Screenshots

1. Log into the submission site:

<https://www.abstractscorecard.com/cfp/submit/login.asp?EventKey=OJBDBRZU>

If you haven't added a submission for 2026, you will need to create an account under "New Users." This is required even if you submitted in past years.

Call for Presentations | (closes 11:59 PM EST on Thursday, February 26, 2026) | Conference Details | Technical Support

Select Language
Powered by Google Translate

* Indicates a required field

Welcome to the 2026 National Assembly Call for Presentations Portal

Are you ready to make an impact? The American Orthotic & Prosthetic Association (AOPA) invites you to contribute your knowledge, insights, and expertise at the 2026 National Assembly, taking place September 9-12 at the Mandalay Bay in Las Vegas, Nevada. This premier O&P event features general sessions, dynamic breakout tracks, hands-on workshops, and expansive exhibit hall, and invaluable networking opportunities. Submit your presentation proposal by February 26, 2026, at 11:59 p.m. Eastern by logging in below.

We're looking for presentations that focus on sharing knowledge, sparking innovation, and supporting the professional growth of our attendees. We welcome ideas that inspire, educate, and encourage thoughtful discussion. You can review the individual workgroups' Call for Presentations to learn more. We kindly ask that submissions avoid commercial sales content. If you are looking for a place to showcase your product, please reach out to Kelly O'Neill at kelly.oneill@aopanet.org to learn more about our Product Preview Theater presentations, exhibit space, and sponsorships. We look forward to receiving your presentation proposal by February 26, 2026, at 11:59 p.m. Eastern.

Why Present?

- **Advance Your Career:** Presenting at a national event is a powerful way to establish yourself as an O&P thought leader, potentially opening doors to new opportunities, collaborations, and career growth
- **Influence the Future of the Industry:** Share your insights and innovations, helping to shape the direction of O&P.
- **Gain National Recognition:** Presenting at AOPA offers you the unique opportunity to share your expertise on a national stage.
- **Expand Your Network:** Connect with professionals from across the country, building valuable relationships that can benefit your research, career, and organization.
- **Improve Patient Care:** By sharing your knowledge and expertise, you contribute to advancing best practices, improving patient outcomes, and driving positive changes in the field.

The Call for Presentations deadline is February 26 at 11:59 p.m. Eastern. The Clinical Free Paper - Student Poster Contest Submission System Remains Open until April 30.

Submit Your Presentation Proposal

<h5>New Users</h5> <p>Click 'Create Account' to begin your first submission. All users, regardless of previous submissions, must create a new 2026</p>	<h5>Already a User?</h5> <p>Email Address *</p> <input type="text" value="avandebunte@aopanet.org"/>
--	--

2. Once you log in, click "Click Here to Begin a New Submission"

2026 Submission Instructions with Screenshots

The screenshot shows the homepage of the AOPA 2026 National Assembly website. The header features a colorful banner with the text "WELCOME to AOPA 2026 NATIONAL ASSEMBLY SEPTEMBER 9-12, 2026 LAS VEGAS" and "THE PREMIER MEETING FOR ORTHOTIC, PROSTHETIC, AND PEDORTHIC PROFESSIONALS." The AOPAASSEMBLY.ORG logo and the American Orthotic & Prosthetic Association logo are also present. Navigation links include Home, Log Out, Conference Details, and Technical Support. A language selection dropdown is set to "Select Language" and is powered by Google Translate.

EVENT INFORMATION

2026 AOPA National Assembly
September 9 – 12, 2026 (Wednesday – Saturday)
Mandalay Bay
Las Vegas, Nevada
United States
[Contact the Event Organizer](#)

YOUR PROFILE

Ashley Vande Bunte
Affiliation: American Orthotic ...
Logins: 0 Log Out
[View / Edit Your Profile](#)

SUBMIT FEEDBACK

We always welcome feedback, and we want to hear what you like and what can be improved.
[Feedback Form](#)

SUBMISSIONS (You have 0 complete submissions, 4 incomplete submissions, and 0 withdrawn submissions)

If you need help submitting your ideas, please review the submission instructions and FAQs under Frequently Asked Questions below.

[Click here to begin a new submission](#)

3. Enter a submission title on the new page and select the submission type. You can also click **View Submission Type Descriptions** to read the calls.

The screenshot shows the "New Submission" page on the AOPA 2026 National Assembly website. The header is identical to the previous screenshot. The main content area has a pink navigation bar with "Home / New Submission". Below this is a green plus icon and the text "START A NEW SUBMISSION". A blue "Submit" button is located to the right.

Submission Title *
A proposal must have a short, specific presentation title (containing no abbreviations) that indicates the nature of the presentation.

0 characters (200 max)
0 words (75 max)

Submission Type *

[View Submission Type descriptions.](#)

[Submit](#)

2026 Submission Instructions with Screenshots

4. This will take you to a new page. On this page, you need to complete all tasks (different submission types have different tasks). As you complete each task, there will be a green checkmark next to it.

Business Education Paper Example:

Please click on each task below to enter the requested information.

Once completed, the task will then appear with a large **green check mark**.

After you have completed all of the tasks below, select "Save Submission".

Business Education Paper

Submission ID: 2247728

Submission Type: Business Education Individual Paper/Presentation Submission

Submission Status: Active

New submission was successfully added.



1. Individual Paper/Presentation Submission Information

Enter information about your submission.



2. Keyword List

Provide three keywords for your presentation content.



3. Individual Presentation Speaker

Add speakers who will be presenting this submission in Las Vegas.



4. Upload Table, Graphic, or File

Upload a file you would like to include with your submission



5. Submission Agreement

Read and agree to the following statement



6. Additional Information

Answer the following questions

Save Submission

Digital Roundtable Example:

2026 Submission Instructions with Screenshots

Home / Submission / Task List for 'Digital Roundtable Test'



TASK LIST

Save Submission

Please click on each task below to enter the requested information.

Once completed, the task will then appear with a large **green check mark**.

After you have completed all of the tasks below, select "Save Submission".

Digital Roundtable Test

Submission ID: 2247731

Submission Type: Digital O&P Care Roundtable Full Session Submission

Submission Status: Active

New submission was successfully added.



1. Roundtable Submission Information

Enter information about your submission.



2. Keyword List

Provide three keywords for your presentation content.



3. Roundtable/Symposium Speakers

Click here to add speakers who will be presenting this submission in Las Vegas.



4. Upload Table, Graphic, or File

Upload a file you would like to include with your submission



5. Submission Agreement

Read and agree to the following statement

Save Submission

For Roundtable and Presentation Information, you will need to enter the title, experience level, and description/synopsis.

2026 Submission Instructions with Screenshots

Please provide your presentation overview below.

* Indicates a required field

Submission Title *

A proposal must have a short, specific presentation title (containing no abbreviations) that indicates the nature of the presentation.

Digital Roundtable Test

23 characters (Max 200 characters)

3 words (Max 75 words)

Experience Level of intended audience *

-- Select One --

Description/Synopsis of Roundtable *

Please provide a description or synopsis of the proposed roundtable to be included in the program.

0 characters

0 words

Continue

For the Keyword List, you will need to select at least one keyword and up to three keywords:

[Home](#) / [Submission](#) / [Tasks](#) / Edit Keyword List Task for 'Digital Roundtable Test'



EDIT KEYWORD LIST TASK FOR 'DIGITAL ROUNDTABLE TEST'

Continue

Select three keywords from the dropdown.

* Indicates a required field

1 Keyword 1 *

-- Select One --

2 Keyword 2

-- Select One --

3 Keyword 3

-- Select One --

Continue

2026 Submission Instructions with Screenshots

For Roundtable Speakers, you will need to enter all speaker information to complete your submission. You will default as a moderator on the roundtables, but you can remove this, by clicking “Remove *NAME*” To add a speaker/moderator, you will need to enter their first name, last name, and email – and select a role for them.



EDIT ROUNDTABLE/SYMPOSIUM SPEAKERS TASK FOR 'DIGIT...

Save Speakers

Please create the list of speakers who will be presenting this submission in Las Vegas

To add an speaker:

- Type the speaker's first name, last name, and email address.
- Click 'Add Speaker.'

To complete an speaker's profile:

- Click on the 'Edit Speaker' button to complete the profile.
- A **green check mark** indicates a complete profile.
- Once the profile is complete, click 'Save Speakers' to complete the task.

* Indicates a required field

Add New Speaker

First Name *

Ashley

Last Name *

Vande Bunte

Email *

avandebunte@aopan

Select a Role *

Roundtable/Symposium Spea ▼

Add Speaker

Speaker List

You must add at least 1 speaker and no more than 3.

You can add a maximum of 1 moderator for this submission.

You can add a maximum of 7 roundtable/symposium speakers for this submission.

1

Ashley Vande Bunte

Director, Education, American Orthotic and Prosthetic Association

Profile incomplete ✖

Select a Role: Moderator

Edit Ashley Vande Bunte's Profile

Remove Ashley Vande Bunte

Save Speakers

Click “Save Speakers” once you are done.

For Individual Presentation Speakers, you will do a similar task, but there will not be an option to add a moderator and “Speakers” are labeled “Presentation Speakers:”

2026 Submission Instructions with Screenshots



EDIT INDIVIDUAL PRESENTATION SPEAKER TASK FOR 'BUSIN...

Save Presentation Speakers

Please create the list of speakers who will be presenting this submission onsite in Las Vegas

To add an speaker:

- Type the speaker's first name, last name, and email address.
- Click 'Add Speaker.'

To complete an speaker's profile:

- Click on the 'Edit Speaker' button to complete the profile.
- A **green check mark** indicates a complete profile.
- Once the profile is complete, click 'Save Speakers' to complete the task.

• Indicates a required field

Add New Presentation Speaker

First Name *	Last Name *	Email *	Select a Role *
<input type="text"/>	<input type="text"/>	<input type="text"/>	-- Select Select a Role --

Add Presentation Speaker

Presentation Speaker List

You must add at least 1 presentation speaker and no more than 3.
You can add a maximum of 3 presentation speakers for this submission.

- 1** Ashley Vande Bunte
Director, Education, American Orthotic and Prosthetic Association
Profile incomplete ✖
Select a Role: Presentation Speaker

Edit Ashley Vande Bunte's Profile

Remove Ashley Vande Bunte

Save Presentation Speakers

Upload Table/Graphic/File Task

You then have an option to upload a table, graphic, or file. You can skip this step by clicking "I do not wish to upload a file."

Submission Agreement

You will need to sign the Submission Agreement and click to agree to the terms and conditions:



Edit Submission Agreement Task for 'Digital Roundtable Test' Instructions

By submitting this proposal, the submitter and participants all agree that this presentation may be videotaped, audio-taped and/or photographed, and that it may be reproduced in a number of different media, including mp4 video, Internet and print media.

I agree to any such reproduction and release with respect thereto in consideration of my participation on the faculty. By submitting this form and/or accepting the invitation to participate, presenters agree that


2026 Submission Instructions with Screenshots

they have obtained (or will have done so by the time of their meeting presentation) any necessary copyright permission(s), and to indemnify AOPA for any inadvertent unauthorized use if any portion of the presenter's educational activity materials are not the original work of the presenter and/or if the presenter does not hold the copyright for the materials in question, to use previously published illustrations or material.

Once a submission step is completed, you will see a green checkmark next to it:

Submission ID: 2247731

Home / Submission / Task List for Digital Roundtable Test



TASK LIST

Save Submission


Please click on each task below to enter the requested information.

Once completed, the task will then appear with a large **green check mark**.

After you have completed all of the tasks below, select "Save Submission".


[Digital Roundtable Test](#)
Submission ID: 2247731
Submission Type: Digital O&P Care Roundtable Full Session Submission
Submission Status: Active

Submission Agreement task was successfully completed on Friday, October 3, 2025, 3:37 PM
This form is complete, but you can continue to update it. If you make changes, don't forget to press the 'Submit Agreement' button to save your changes.




✓

1. Roundtable Submission Information
Completed Friday, October 3, 2025, 3:32 PM
Enter information about your submission.




✓

2. Keyword List
Completed Friday, October 3, 2025, 3:32 PM
Provide three keywords for your presentation content.




✓

3. Roundtable/Symposium Speakers
Completed Friday, October 3, 2025, 3:35 PM
Click here to add speakers who will be presenting this submission in Las Vegas.



✓

4. Upload Table, Graphic, or File
Completed Friday, October 3, 2025, 3:36 PM
Upload a file you would like to include with your submission



✓



5. Submission Agreement
Completed Friday, October 3, 2025, 3:37 PM
Read and agree to the following statement

Save Submission


2026 Submission Instructions with Screenshots

You will need to click “Save Submission”

Then you will need to click “Submit” to successfully submit it:

[Select Language] 
Powered by  Translate

Home / Submission / Tasks / Submit



SUBMISSION SUMMARY

Submit

[Digital Roundtable Test](#)
Submission ID: 2247731
Submission Type: Digital O&P Care Roundtable Full Session Submission
Submission Status: Active

You have completed all the required tasks for this submission.
Use the "Submit" button to complete your submission.

✓

[1. Roundtable Submission Information](#)
Completed - Friday, October 3, 2025, 3:32 PM

✓

[2. Keyword List](#)
Completed - Friday, October 3, 2025, 3:32 PM

✓

[3. Roundtable/Symposium Speakers](#)
Completed - Friday, October 3, 2025, 3:35 PM

✓

[4. Upload Table, Graphic, or File](#)
Completed - Friday, October 3, 2025, 3:36 PM

✓

[5. Submission Agreement](#)
Completed - Friday, October 3, 2025, 3:37 PM

[Click here for a preview of your submission.](#)

2026 Submission Instructions with Screenshots

Clinical Free Papers/Posters

Clinical Submissions add a few additional steps. First, it requests some additional information in the presentation information module, including presentation delivery method (Lecture or Poster Showcase or just Poster Showcase) and then asks about the best area for the paper:

Submission Title *

A proposal must have a short, specific presentation title (containing no abbreviations) that indicates the nature of the presentation.

Clinical Free Paper Test

24 characters (Max 200 characters)

4 words (Max 75 words)

Presentation Delivery Method *

-- Select One --

Please select the area that best fits the type of paper submitted. *

- ☐ Business operations or office management
- ☐ Case study
- ☐ Clinical technique without patient data
- ☐ Fabrication technique
- ☐ Literature review
- ☐ Novel research
- ☐ Product/device description or review
- ☐ Other


This paper is appropriate for the following audiences *

- ☐ Prosthetists
- ☐ Orthotists
- ☐ Pedorthists
- ☐ Technicians
- ☐ Post-Mastectomy Fitters
- ☐ Business owners or office management

It also asks for an introduction/purpose, Methods, Results, and Discussion/Conclusion:


2026 Submission Instructions with Screenshots

Introduction or Purpose *




0 characters
0 words

Methods *




0 characters
0 words

Results *



0 characters
0 words

Discussion/Conclusion *



0 characters
0 words

Followed by the significance, the 2-3 sentence synopsis that goes in the event program, and references:

2026 Submission Instructions with Screenshots

0 words

Significance

0 characters
0 words

2-3 Sentence Synopsis *

Provide a 2-3 sentence synopsis that can be included in the meeting program to describe your presentation.

0 characters
0 words (Max 75 words)

References

0 characters
0 words (Max 75 words)

Continue

Additionally, Clinical allows you to add “Non-Presenting Authors” in Step 4. These are authors who contributed to the presentation, but will not be speaking at the event. They will not receive access to Cadmium. Anyone speaking at the event in Las Vegas should be listed under “Free Paper/Poster Presenter.”

Powered by Google Translate

[Home](#) / [Submission](#) / [Tasks](#) / [Edit Non-Presenting Authors \(Clinical Free Paper & Posters\) Task for 'Clinic...](#)



EDIT NON-PRESENTING AUTHORS (CLINICAL FREE PAPER & P...

Save Non-Presenting Co-Author List

Please add your non-presenting co-authors for this submission. This includes individuals who helped you work on the abstract or someone that you would like to recognize in creation of the submission, but is not speaking/presenting onsite in Las Vegas. They are not listed under the "Speakers" section and will not receive information to log into the speaker portal in Cadmium. If you do not wish to include any additional authors, you may click the 'Save Non-Presenting Co-Author List' button at the top of the page.

* Indicates a required field

Add a New Non-Presenting Co-Author

Non-Presenting Co-Author List

No Non-Presenting Co-Authors have been added yet.
Click the "Add Non-Presenting Co-Author" button above to add your first one.

2026 Submission Instructions with Screenshots



TASK LIST

Save Submission

Please click on each task below to enter the requested information.

Once completed, the task will then appear with a large **green check mark**.

After you have completed all of the tasks below, select "Save Submission".

Clinical Free Paper Test

Submission ID: 2247743

Submission Type: Clinical Free Paper Track Submission

Submission Status: Active

New submission was successfully added.



1. Clinical Free Paper Submission Information

Enter information about your submission.



2. Keyword List

Provide three keywords for your presentation content.



3. Free Paper Speakers

Click here to add the presenting authors of this submission in Las Vegas.



4. Non-Presenting Authors (Clinical Free Paper & Posters)

Click here to add non-presenting co-authors to this submission.



5. Upload Table, Graphic, or File

Upload a file you would like to include with your submission



6. Clinical Free Paper/Student Poster Learning Outcomes

Provide learning outcomes that are clear, measurable, and achievable.



7. Submission Agreement

Read and agree to the following statement

2026 Submission Instructions with Screenshots

There is also a Clinical Outcomes Task with questions that need to be answered.

Select Language

Powered by Google Translate

[Home](#) / [Submission](#) / [Tasks](#) / Edit Clinical Free Paper/Student Poster Learning Outcomes Task for 'Clinic...



EDIT CLINICAL FREE PAPER/STUDENT POSTER LEARNING OU...

Continue

Provide up to 3 learning outcomes that are clear, measurable, and achievable. What can attendees expect to learn during this program? Specifically, what is the clinical or technical applicability?

For more information on how to effectively write objectives click [here](#).

• Indicates a required field

1 Answer the following questions for Learning Outcome 1

Learning Outcome 1 *

Complete the sentence, 'Upon completion, participant will be able to....' Use action words to begin this learning outcome, such as list, describe, define, demonstrate, conduct, etc.

Upon completion, participants will be able to ...

0 words (Max 30 words)

2 Answer the following questions for Learning Outcome 2

Learning Outcome 2 *

Complete the sentence, 'Upon completion, participant will be able to....' Use action words to begin this learning outcome, such as list, describe, define, demonstrate, conduct, etc.

Upon completion, participants will be able to ...

0 words (Max 30 words)

3 Answer the following questions for Learning Outcome 3

Learning Outcome 3

Complete the sentence, 'Upon completion, participant will be able to....' Use action words to begin this learning outcome, such as list, describe, define, demonstrate, conduct, etc.

Upon completion, participants will be able to ...

0 words (Max 30 words)

Continue

2026 Submission Instructions with Screenshots